

LEAD-IN

everyday objects

◀ page 6

1 A Match the words (1–12) with the photos (A–L).

- 1toothbrush
- 2tissues
- 3laptop
- 4purse
- 5wallet
- 6stamps
- 7scissors
- 8file
- 9mobile
- 10driving licence
- 11glasses
- 12ticket



B VB.L.01 | Look at the photos again. Listen and repeat.

2 Work in pairs. Look at the words (1–12) in Ex 1A and answer the questions.

- 1 Which words are in the plural?
- 2 What is the plural of the other words?


3 Work in pairs and answer the questions.

- 1 Which objects are in the classroom?
- 2 Which objects are in your bag?
- 3 Which objects are in your home?

colours

◀ page 6

1 A Put the letters in the correct order to make colours. The first letter is in bold.



B VB.L.02 | Look at the colours. Listen and repeat.

2 Work in pairs. Student A: Name something that is one of the colours. Student B: Say the colour.

- A: my file
- B: pink

nationalities and countries

◀ page 6

1 A Complete the table with the correct countries.

nationality	country
-an/-ian	
1 Brazilian	Brazil
2 Australian	
3 Colombian	
4 American	
5 Mexican	
6 Russian	
7 Argentinian	
8 South African	
9 Italian	
-ish	
Scottish	Scotland
Turkish	Turkey
Polish	Poland
-ese	
Chinese	China
Vietnamese	Vietnam
Portuguese	Portugal
other	
German	Germany
Greek	Greece
French	France

2 Work in pairs and test each other.

- A: Greek
- B: Greece

3 Work in pairs and answer the questions.

- 1 Which countries in Ex 1A have English as an official language?
- 2 Do any countries have the same language as yours?
- 3 Which countries are near your country?

B VB.L.03 | Listen and repeat.

the alphabet

◀ page 6

1 A Put the letters in the correct group. Each group has the same vowel sound. One letter goes in two groups.

A B C D E F G H I J K L M N O P Q R S T U V W X Y Z

A	B	F	I	O	Q	R
H	C					

B VB.L.04 | Listen and check.

2 Work in pairs. Student A: Close your book. Student B: Spell a word from the Vocabulary Bank on page 131.
Student A: Say the word.

B: Capital A-u-s-t-r-a-l-i-a

A: Australia

3 Practise spelling your name. Say it out loud five times, then tell your partner.

days of the week

◀ page 6

1 A Complete the words with vowels (a, e, i, o, u).

M_nd_y T_sd_y W_dn_sd_y Th_rsd_y Fr_d_y S_t_rd_y S_nd_y

B VB.L.05 | Listen and repeat.

2 Work in pairs and answer the questions.

1 Which day of the week has three syllables?

3 What day is it today?

2 Which days are the weekend in your country?

4 What day is it tomorrow?

numbers 1–100

◀ page 6

1 Write the numbers.

1 one twenty forty-four ninety
twelve a hundred eleven thirty
eight fifteen seventy-two

2 VB.L.06 | Work in pairs. Underline the stressed syllable in the numbers in Ex 1.
Then listen and check.

3 Work in pairs. Student A: Say five numbers between zero (0) and a hundred (100).
Student B: Write the numbers.

4 Read the Future Skills box and do the task.

FUTURE SKILLS

Self-management

Practise saying these vocabulary sets during the day. Try this now:
count from 1–30 out loud. Then say the days of the week three times.
Do this every day, with different vocabulary sets.




1A jobs

◀ page 9

1 Match the words (1–15) with the photos (A–O).

- 1 K doctor
- 2 nurse
- 3 actor
- 4 police officer
- 5 shop assistant
- 6 singer
- 7 engineer
- 8 lawyer
- 9 pilot
- 10 politician
- 11 scientist
- 12 writer
- 13 digital designer
- 14 retired*
- 15 unemployed**

* retired = My working life is finished.
** unemployed = I don't have a job at the moment.



2 A Add a, an or nothing to the words in Ex 1.

B VB1.01 | Listen and check.

3 VB1.01 | Listen again and underline the stressed syllable in the words in Ex 1.

4 Work in pairs and discuss the question. Which jobs would you like to do for ONE day?

NOTICE

Some jobs can also have a male and female version:
a sportsperson: a sportsman, a sportswoman
a businessperson: a businessman, a businesswoman

A female actor can be called an actress.
A female waiter can be called a waitress.

1C time phrases

◀ page 13

1 A Put the phrases in the correct place in the table.

half past nine morning week (x2) Saturday evening afternoon
weekend the weekend tonight tomorrow morning Wednesday (x2)

at	on	this	next	-
three o'clock	Monday	evening	Thursday	tomorrow
noon	Tuesday afternoon	Wednesday	weekend	today
.....
.....

B VB1.02 | Listen and repeat.

2 Today is 9 a.m. on Thursday 5 November. Complete 1–8 with a time phrase.

Let's meet ...

- 1 on Friday 6 November at 10 a.m. tomorrow morning
- 2 on Thursday 5 November at 3 p.m.
- 3 on Saturday 7 and Sunday 8 November
- 4 on Thursday 5 November at 12 p.m.
- 5 on Wednesday 11 November
- 6 on 7 November at 7 p.m.
- 7 on 10 November
- 8 on 9, 10, 11, 12 or 13 November

November						
Sat	Sun	Mon	Tu	Wed	Th	Fr
	1	2	3	4	5	6
7	8	9	10	11	12	13
14	15	16	17	18	19	20
21	22	23	24	25	26	27
28	29	30				
09:00						

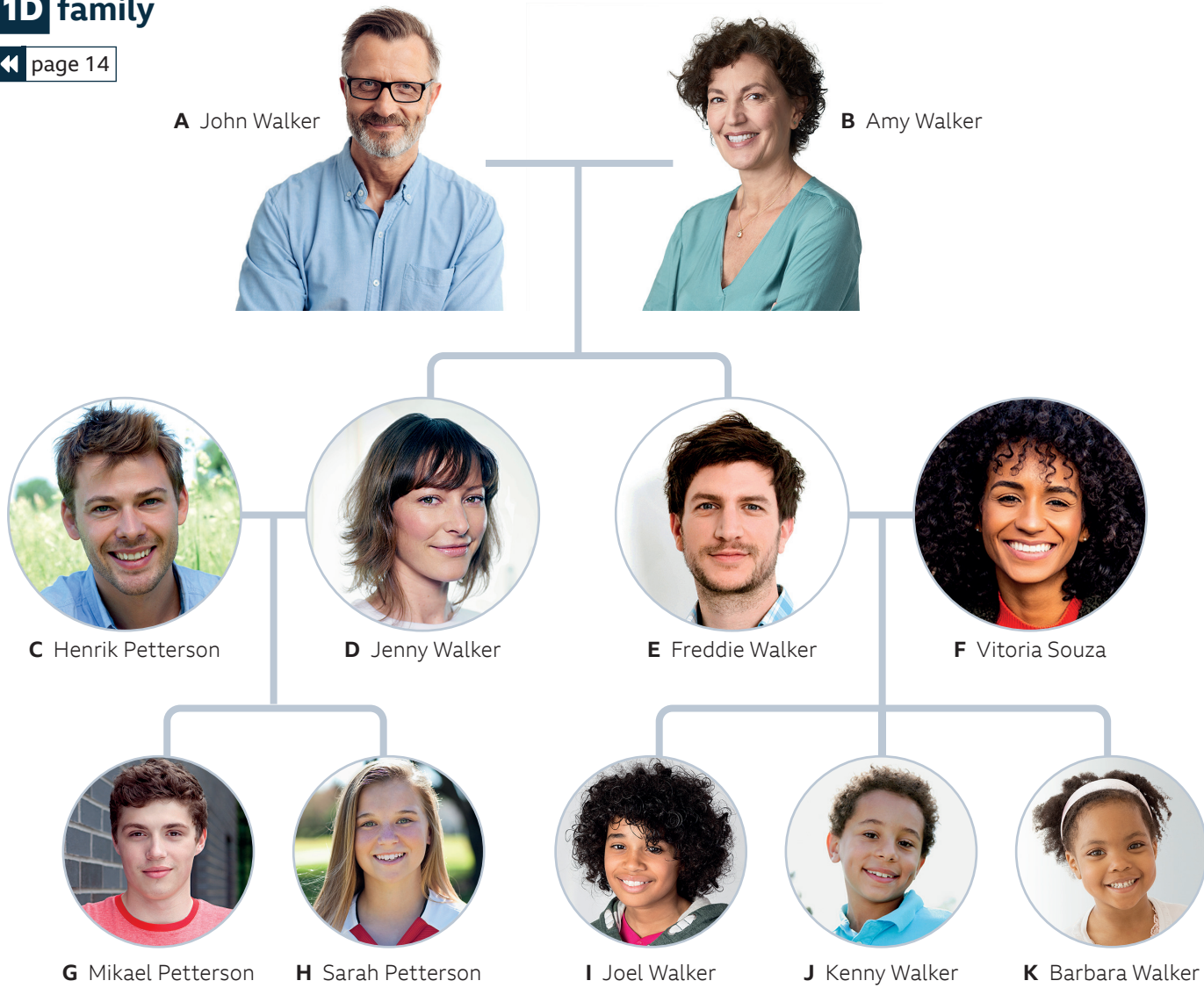
3 Work in groups. Find a time when each student is free. Use the phrases in Ex 1A.

- A: Are you free next Thursday?
B: Yes, but only in the afternoon.
A: Are you free next Thursday afternoon?
C: No, I'm not.



1D family

◀ page 14



1 Look at the family tree. Complete the sentences with the people's names.

- 1 is Joel's grandfather.
- 2 is Kenny's grandmother.
- 3 are Sarah's grandparents.
- 4 is Jenny's husband.
- 5 is Freddie's wife.
- 6 are Freddie's sons.
- 7 is Vitoria and Freddie's daughter.
- 8 is Sarah's mother.
- 9 is Barbara's father.
- 10 are John and Amy's grandchildren.
- 11 is Mikael's aunt.
- 12 is Joel's uncle.
- 13 are Jenny's nephews.
- 14 is Freddie's niece.
- 15 are Kenny's brother and sister.
- 16 are Joel's cousins.

2 A VB1.03 | word stress | Listen and put the family words in the correct place in the table.

O	Oo	Ooo
wife	mother	grandfather
.....
.....
.....

B Work in pairs. Which words are female, which are male and which are both?

wife is female

NOTICE some people say **partner** for girlfriend, boyfriend, husband or wife

2A food and drink

◀ page 18

1 Complete the words with vowels (a, e, i, o, u). Use the photos to help you.



1 an orange



2 str_wb_rr_s



3 a m_l_n



4 a p_r



5 p_t_t_s



6 l_tt_c_



7 a_c_mb_r



8 a_p_pp_r



9 an_n_n



10 m_shr_ms



11 h_rbs



12 _l_v_s



13 ch_ll_s



14 an__b_rg_n_



15 a_c_rg_tt_



16 p_s



17 l_mb



18 pr_wns



19 ch_ck_n



20 f_sh



21 s_g_r



22 p_st_



23 n__dl_s



24 br__d



25 c_r__l



26 b_tt_r



27 y_gh_rt



28 __l



29 l_m_n_d_



30 sp_rkl_ng
w_t_r

2 **VB2.01** | Look at the photos again. Listen and repeat.

3 Work in pairs. Student A: Describe a type of food or drink. Student B: Guess the food.

A: It isn't a vegetable. It isn't a fruit. I have it for breakfast.

B: What colour is it?

A: It's brown. I have it with butter.

B: Is it bread?

A: Yes, it is.

3A rooms and furniture

◀ page 28

1 **A** Match the rooms in the box with the photos (A–H).

bathroom bedroom
dining room garage hall
home office/study kitchen
living room

B **VB3.01** | Look at the photos again. Listen and repeat.

2 Work in pairs and discuss the questions.

- Which rooms are usually downstairs and which rooms are usually upstairs in a house?
- What about in your home?

3 Match the words (1–18) with the items (a–r) in the photos.

- armchair
- carpet
- counter
- cupboard
- desk
- fridge
- mirror
- lamp
- oven
- plant
- rug
- shelf/shelves
- shower
- sink
- sofa
- stairs
- wardrobe
- washbasin

4 **VB3.02** | Work in pairs. Match 1–18 in Ex 3 with their stress pattern: O, Oo or Ooo. Then listen and check.

1 armchair Oo

5 Work in pairs. Student A: Say a room. Student B: Say three things you can find in the room.

6 Work in pairs. Student A: Think of a room in your home. Say five things that are in the room. Student B: Guess the room.



4A dates

◀ page 39

- 1 **VB4.01** | Work in pairs. Underline the stressed syllable in each month. Then listen and check.
- | | | | | | |
|------------|---------|--------|----------|-------------|-------------|
| 1 January | 3 March | 5 May | 7 July | 9 September | 11 November |
| 2 February | 4 April | 6 June | 8 August | 10 October | 12 December |
- 2 Work in pairs and answer the questions.
- | | |
|---------------------------------|---|
| 1 What month is it now? | 4 Which months don't have the letter <i>r</i> ? |
| 2 What month was it last month? | 5 Which months have two syllables? |
| 3 What month is it next month? | |
- 3 Complete the ordinal numbers.
- | | | | | | |
|--------------|---------------|----------------|-------------------|---------------------|------------------|
| 1st – first | 5th – fifth | 9th – ninth | 13th – thirteenth | 21st – twenty-first | 28th – |
| 2nd – second | 6th – sixth | 10th – | 14th – | 22nd – | 29th – |
| 3rd – third | 7th – seventh | 11th – | 17th – | 23rd – | 30th – thirtieth |
| 4th – fourth | 8th – eighth | 12th – twelfth | 20th – twentieth | 25th – | 31st – |
- 4 **VB4.02** | Listen and write the correct date with the months in Ex 1.
- 4th January
- 5 Work in pairs. Look at a calendar of a year on your phone. Student A: Say a date. Student B: Say which day it is or was.
- A: The 8th of October 2020. B: Just a moment ... That was a Thursday.

NOTICE UK and US English have different ways of saying and writing the date.
10th June = the tenth of June (UK and US) June the tenth (UK) June tenth (US)

4B numbers

◀ page 40

- 1 Work in pairs. How do you say the numbers?
- 1 272 2 4,490 3 1.4 4 2.46 5 ¼ 6 555 7 3,000,000 8 1,000,000,000
- 2 **VB4.03** | Complete the numbers in Ex 1. Write – if no word is necessary. Then listen and check.
- | | |
|---|----------------------------------|
| 1 two hundred <u>and</u> seventy-two | 5 a |
| 2 four thousand <u>four</u> hundred <u>ninety</u> | 6 five hundred <u>fifty-five</u> |
| 3 one <u>four</u> | 7 three |
| 4 two point <u>six</u> | 8 one |
- 3A Work in pairs. How much do you know? Complete the sentences with the words in the box.
- three million two hundred and seventy-two five hundred and fifty-five one point four
four thousand four hundred and ninety two point four six one billion a quarter
three thousand seven hundred and seventy-six
- | | |
|---|---|
| 1 Mount Fuji is metres high. | 5 The average family in Poland has children. In Honduras, the number is |
| 2 The Lotte World Tower is metres tall. | 6 There are about bicycles in the world. |
| 3 The Greenland shark lives for years or more. | 7 Just over people live in Mongolia. |
| 4 It's kilometres from New York to Los Angeles. | 8 The Sahara Desert covers over of Africa. |

B **VB4.04** | Listen and check.

NOTICE In English, we use a comma for the thousands place: 3,776 NOT 3.776.
We use a full stop for the decimal place: 2.46 NOT 2,46.

4C shops

◀ page 42

- 1A Match the names of the shops (1–15) with the photos (A–O).
- | | |
|----|-------------------------------|
| 1 | baker's |
| 2 | bookshop |
| 3 | butcher's |
| 4 | clothes shop |
| 5 | department store |
| 6 | dry cleaner's |
| 7 | electronics shop |
| 8 | greengrocer's |
| 9 | hairdresser's |
| 10 | café |
| 11 | pharmacy/chemist's |
| 12 | stationer's/newsagent's |
| 13 | shoe shop |
| 14 | sports shop |
| 15 | supermarket |

B **VB4.05** | Look at the photos again. Listen and repeat.



- 2 **VB4.06** | Work in pairs. Listen to the question. Student A: Say the answer to Student B. Then swap roles.
- You hear: Where can I get some new shoes?
Student A says: There's a good shoe shop near here.
- 3 Work in pairs. Student A: Ask What can you get at a [name of shop]? Student B: Answer the question. Then swap roles.
- A: What can you get at a butcher's? B: You can get lamb. What can you get at a ... ?

4D weather and seasons

◀ page 44

1 A Match the sentences (1–6) with the photos (A–F).


- 1 E It's windy. 3 It's fine and sunny. 5 It's grey and cloudy.
2 It's snowing. 4 There's a storm. 6 It's raining.

B VB4.07 | Look at the photos again. Listen and repeat.

C Work in pairs. Student A: Point to a photo and ask about the weather. Student B: Reply.

A: What's the weather like?

B: It's snowing.



2 Put the adjectives in the box into three pairs of opposites.

cold cool dry hot warm wet

3 A Complete the text about the UK with the words in the box in Ex 2.

In spring (March, April and May) the temperature isn't very high, so it isn't very ¹ hot, but there are some nice ² days, with temperatures of about fifteen to seventeen degrees Celsius. Sometimes it rains a lot. Summer (June, July and August) is usually ³ with little rain and long sunny days, but there are sometimes bad storms and it can be ⁴ in the evenings, with temperatures of about ten degrees. Autumn (September, October and November) is often ⁵ and windy with a lot of rain and storms, but there are also many fine days. In winter (December, January and February) it often snows in Scotland and the north of England and it can feel very ⁶, with temperatures of about minus five degrees Celsius.



B VB4.08 | Listen and check.

4 Work in pairs. What two types of weather do you like best? Why?

5C saying the time

◀ page 53

1 A Match the times (1–8) with the photos (A–H). Then complete the times.

- 1 A seven o'clock
2 past seven
3 three past five
4 three fifteen OR quarter past
5 four thirty OR past four
6 twenty-three minutes past
7 seven forty-five OR to eight
8 ten eleven

B VB5.01 | Look at the photos again. Listen and repeat.

2 Work in pairs. Student A: Point to a photo in Ex 1A. Ask the time. Student B: Say the time.

A: What's the time?

B: It's ...

3 VB5.02 | Listen and tick the correct times.

- 1
10:30 12:30 02:30
2
03:15 03:45 04:15
3
06:40 07:20 07:40
4
04:25 04:35 05:25

4 Work in pairs. Take turns to ask and answer the questions.

At the weekend, what time do you:

- get up?
- have breakfast?
- have lunch?
- go to bed?

A: At the weekend, what time do you get up?

B: On Saturday I get up at nine, but on Sunday I ...



6A clothes and appearance

◀ page 59

1 A Look at the photos. Find one example of each word or phrase in the box. Write the correct number (1–8) for each word or phrase.

tall short straight hair curly hair long hair short hair bald
blond(e) hair dark hair red hair a beard a moustache

B VB6.01 | Look at the photos (1–8) again. Listen and repeat.



C Put the words in Ex 1A in the correct place in the table.

He's/She's got ...	He's/She's ...
straight hair	tall
.....
.....
.....
.....
.....
.....
.....
.....
.....

2 A Match the words (1–14) with the clothes in the photos (A–N).

- 1 socks
- 2 jeans
- 3 suit
- 4 jacket
- 5 trousers
- 6 shirt
- 7 tie
- 8 top
- 9 skirt
- 10 jumper
- 11 shorts
- 12 dress
- 13 T-shirt
- 14 coat

B VB6.02 | Look at the photos (A–N) again. Listen and repeat.

3 VB6.03 | Listen and look at the photos (1–8). Match the descriptions (a–d) with the correct photos.

4 Work in pairs. Student A: Describe one of the photos (1–8). Student B: Identify the correct photo.

6B transport collocations

◀ page 60

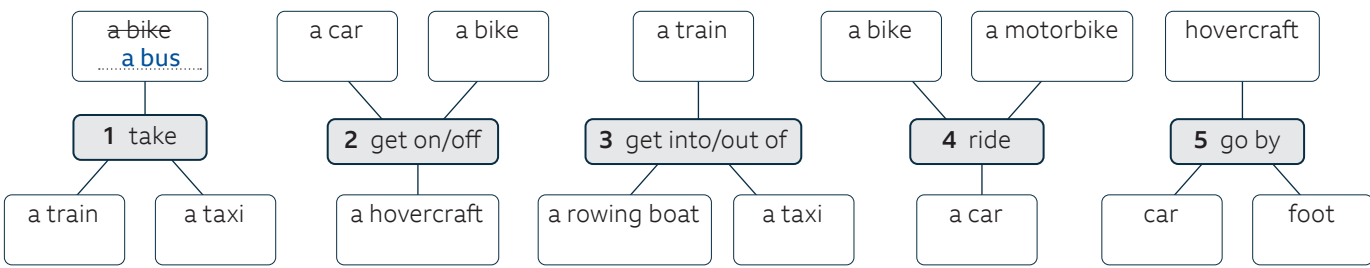
1 A Match the types of transport (1–12) with the photos (A–L).

- 1 plane
- 2 motorbike
- 3 scooter
- 4 van
- 5 hovercraft
- 6 lorry/truck
- 7 boat
- 8 ship
- 9 rowing boat
- 10 ferry
- 11 tram
- 12 underground/subway train

B VB6.04 | Look at the photos again. Listen and repeat.



2 Look at the word webs. Correct one type of transport in each word web.



3 Work in pairs. Student A: Say a type of transport. Student B: Say the correct verbs.

A: bike
B: go by bike, get on a bike, ride a bike ...

4 Complete the sentences with types of transport. You can give more than one for each sentence.

- 1 I like travelling
- 2 I don't like travelling
- 3 On my summer holiday, I like going

5 Work in groups and compare your ideas. How many wrote the same as you?

7A skills

◀ page 69

1 A Match the sentences (1–12) with the photos (A–L).

- 1 She can play a musical instrument.
- 2 He can make clothes.
- 3 He can sell things.
- 4 She can design furniture.
- 5 She can write a report.
- 6 He can teach children to read.
- 7 She can drive a lorry.
- 8 It can translate.
- 9 He can draw a plan.
- 10 She can type.
- 11 She can fix a computer.
- 12 He can read music.



B VB7.01 | Listen and check.

C VB7.02 | Listen and answer the questions.

- 1 Is the stress on *can* or on the verb?
- 2 How is *can* pronounced?

D Work in pairs. Cover the sentences in Ex 1A. Look at the photos and ask each other questions.

- A: Can you type?
- B: Yes, but not very well. Can you?
- A: Yes, I learnt when I was at school.



8C hotel rooms

◀ page 83

1 A Match the rooms and facilities (1–16) with the pictures (A–P).

Rooms

- 1 single room
- 2 double room
- 3 twin room
- 4 room with a balcony
- 5 room with a view of the sea

Facilities

- 6 shower
- 7 air conditioning
- 8 car park
- 9 gym
- 10 wifi
- 11 bath
- 12 gift shop
- 13 restaurant
- 14 spa
- 15 hairdresser's
- 16 swimming pool

B VB8.01 | Look at the pictures again. Listen and repeat.

2 Work in pairs. Cover the words in Ex 1A. Choose the three most important facilities for you. Compare your ideas.

